

SOILWISE TEST KIT



PLEASE FILL OUT ALL INFORMATION BELOW - Results will be sent via email.

Name _____

Address _____

City _____ State _____ ZIP _____

Email _____ Phone # _____

Account # (if known) _____

SAMPLE INFORMATION	RECOMMENDATIONS REQUESTED		
Sample Identification - Limit 10 Characters <i>Ex. East Lawn</i>	Select one (fertilizer recommendations will be based off of selection)		
	Lawn	Trees	Conifers
	Vegetable Garden	Flowers	Roses
	Rhododendron	Azalea	Shrubs

Included Tests: pH, Nitrate-Nitrogen, Phosphorus, Potassium, Organic Matter, Soluble Salts, Cation Exchange Capacity, Calcium and Magnesium.

HOW TO TAKE A SOIL SAMPLE

LAWN & GARDEN



- 1** Insert spade or garden trowel to desired depth
- Sample established lawns to the depth of 3 inches
 - Sample gardens to depth of tillage (usually 5 to 7 inches)



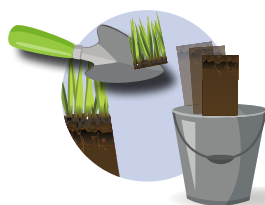
- 2** Reinsert spade or trowel to create a slice of soil



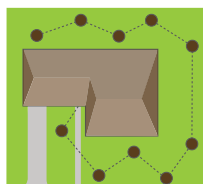
- 3** Remove spade or trowel with intact soil slice



- 4** Make a 1-inch core strip from center from entire core length




- 5** Remove grass and thatch, and add soil core to a clean bucket



- 6** Repeat process in five or six locations around the area to be sampled



- 7** Mix samples in bucket and fill the sample bag to the line (approx. one cup)



- 8** Fill out this submission form and include with soil sample in box. Adhere pre-paid shipping label to the box, secure and send to laboratory.