

# SOILWISE TEST KIT



PLEASE FILL OUT ALL INFORMATION BELOW - Results will be sent via email.

Name \_\_\_\_\_

Address \_\_\_\_\_

City \_\_\_\_\_ State \_\_\_\_\_ ZIP \_\_\_\_\_

Email \_\_\_\_\_ Phone # \_\_\_\_\_

Account # (if known) \_\_\_\_\_

Please call for current pricing and shipping costs. AgSource will invoice upon completion of analysis – do not send cash.

SAMPLE INFORMATION	RECOMMENDATIONS REQUESTED		
Sample Identification - Limit 10 Characters Ex. East Lawn	Select one (fertilizer recommendations will be based off of selection)		
	Lawn	Trees	Conifers
	Vegetable Garden	Flowers	Roses
	Rhododendron	Azalea	Shrubs

**Included Tests:** pH, Nitrate-Nitrogen, Phosphorus, Potassium, Organic Matter, Soluble Salts, Cation Exchange Capacity, Calcium and Magnesium.

## HOW TO TAKE A SOIL SAMPLE

### LAWN & GARDEN




- 1 Insert spade or garden trowel to desired depth
  - Sample established lawns to the depth of 3 inches
  - Sample gardens to depth of tillage (usually 5 to 7 inches)




- 2 Reinsert spade or trowel to create a slice of soil



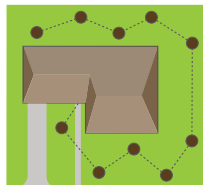
- 3 Remove spade or trowel with intact soil slice



- 4 Make a 1-inch core strip from center from entire core length




- 5 Remove grass and thatch, and add soil core to a clean bucket



- 6 Repeat process in five or six locations around the area to be sampled



- 7 Mix samples in bucket and fill the sample bag to the line (approx. one cup)



- 8 Fill out this submission form and include with soil sample in box. Adhere pre-paid shipping label to the box, secure and send to laboratory.

300 Speedway Circle, Suite 2  
Lincoln, NE 68502  
402.476.0300  
lincoln@agsource.com

1701 Detroit Street  
Ellsworth, IA 50075  
515.297.8103  
ellsworth@agsource.com

106 N. Cecil Street  
Bonduel, WI 54107  
715.758.2178  
bonduel@agsource.com

117609 Forward Street  
Stratford, WI 54484  
715.687.9997  
stratford@agsource.com